

### RMAX SK1 RND 1 - Qualifying Practice C (QPC)

15/03/2026 - 15:57

#### Results

Cla	Kart	Pilota	Paese	Giro migliore	Giri	Distacco	Interv.	Categoria	Modello	Punti
1	16	SERAFINI NICOLAS	ITA	1:15.277	4			MASTER	TBKart RMax	25
2	4	RIVADOSSI LEONARDO	ITA	1:15.967	4	0.690	0.690	YOUNG	TBKart RMax	24
3	8	BARTSCH MATT	BOL	1:16.150	4	0.873	0.183	MASTER	TBKart RMax	23
4	25	MACCAGNI ELIOTT	SUI	1:16.313	4	1.036	0.163	SENIOR	TBKart RMax	22
5	6	FIORINI MIOTTI FILIPPO	ITA	1:16.369	4	1.092	0.056	EXPERT	TBKart RMax	21
6	5	PENTASSUGLIA ALESSANDRO	ITA	1:16.499	4	1.222	0.130	SENIOR	TBKart RMax	20
7	13	SCHEA STEFANO	ITA	1:16.583	4	1.306	0.084	MASTER	TBKart RMax	19
8	10	RICCARDI DAVIDE	ITA	1:16.587	4	1.310	0.004	SENIOR	TBKart RMax	18
9	12	ALFARO FRANCISCO	ESP	1:16.774	4	1.497	0.187	YOUNG	TBKart RMax	17
10	2	CALVA PAOLO	ITA	1:16.821	4	1.544	0.047	YOUNG	TBKart RMax	16
11	20	CAJEUJ PIERRE	SUI	1:16.901	4	1.624	0.080	SENIOR	TBKart RMax	15
12	1	LANDOLFI GIOVANNI	ITA	1:16.966	4	1.689	0.065	YOUNG	TBKart RMax	14
13	21	MADER THIERRY	SUI	1:17.208	4	1.931	0.242	MASTER	TBKart RMax	13
14	14	DE FABRITIIS EDUARDO	ITA	1:17.272	4	1.995	0.064	EXPERT	TBKart RMax	12
15	9	GALLI FEDERICO	ITA	1:17.439	4	2.162	0.167	ITALIA	TBKart RMax	11
16	19	CIONI LORENZO	ITA	1:17.699	4	2.422	0.260	SENIOR	TBKart RMax	10
17	26	DI GIOVANNI RICCARDO	ITA	1:18.337	4	3.060	0.638	YOUNG	TBKart RMax	9
18	24	ISLIC NAHUEL	ESP	1:18.609	4	3.332	0.272	YOUNG	TBKart RMax	8
19	15	PEDEFERRI DAVIDE	ITA	1:18.928	4	3.651	0.319	EXPERT	TBKart RMax	7
20	17	DIGIGLIO ANDREA	ITA	1:19.595	4	4.318	0.667	SENIOR	TBKart RMax	6
21	3	CAZZATO RICCARDO	ITA	1:20.592	4	5.315	0.997	YOUNG	TBKart RMax	5
22	11	PULVINO KRISTIAN	ITA	1:21.595	3	6.318	1.003	YOUNG	TBKart RMax	4
23	23	RINALDI MATTIA	ITA	1:22.281	4	7.004	0.686	SENIOR	TBKart RMax	3
24	7	GARGIULO SEBASTIANO	ITA	1:22.559	4	7.282	0.278	MASTER	TBKart RMax	2






















#### Penalità

Ora	Pilota	Penalità	Motivo
00:05	LANDOLFI GIOVANNI	Avviso	Black&White flag: Dangerous maneuvers

## IRK RMAX SK1 - Qualifying Practice C (QPC)

### Entry List

104 Piloti

Kart	Pilota	Paese	Categoria	Modello
1	LANDOLFI GIOVANNI	ITA 	YOUNG	TBKart RMax
2	CALVA PAOLO	ITA 	YOUNG	TBKart RMax
3	CAZZATO RICCARDO	ITA 	YOUNG	TBKart RMax
4	RIVADOSSI LEONARDO	ITA 	YOUNG	TBKart RMax
5	PENTASSUGLIA ALESSANDRO	ITA 	SENIOR	TBKart RMax
6	FIORINI MIOTTI FILIPPO	ITA 	EXPERT	TBKart RMax
7	GARGIULO SEBASTIANO	ITA 	MASTER	TBKart RMax
8	BARTSCH MATT	POL 	MASTER	TBKart RMax
9	GALLI FEDERICO	ITA 	ITALIA	TBKart RMax
10	RICCARDI DAVIDE	ITA 	SENIOR	TBKart RMax
11	PULVINO KRISTIAN	ITA 	YOUNG	TBKart RMax
12	ALFARO FRANCISCO	ESP 	YOUNG	TBKart RMax
13	SCHENA STEFANO	ITA 	MASTER	TBKart RMax
14	DE FABRITIIS EDUARDO	ITA 	EXPERT	TBKart RMax
15	PEDEFERRI DAVIDE	ITA 	EXPERT	TBKart RMax
16	SERAFINI NICOLAS	ITA 	MASTER	TBKart RMax
17	DIGIGLIO ANDREA	ITA 	SENIOR	TBKart RMax
18	NASSER ZIAD	GBR 	MASTER	TBKart RMax
19	CIONI LORENZO	ITA 	SENIOR	TBKart RMax
20	CAJEUX PIERRE	SUI 	SENIOR	TBKart RMax
21	MADER THIERRY	SUI 	MASTER	TBKart RMax
22	DELACRETAZ JULIEN	SUI 	SENIOR	TBKart RMax
23	RINALDI MATTIA	ITA 	SENIOR	TBKart RMax
24	ISLIC NAHUEL	ESP 	YOUNG	TBKart RMax
25	MACCAGNI ELIOTT	SUI 	SENIOR	TBKart RMax
26	DI GIOVANNI RICCARDO	ITA 	YOUNG	TBKart RMax

### RMAX SK1 RND 1 - Qualifying Practice C (QPC)

15/03/2026 - 15:57

#### Time Analysis

Kart	Temps	Distacco	Giri	Tempo Corsa	Kart	Temps	Distacco	Giri	Tempo Corsa	Kart	Temps	Distacco	Giri	Tempo Corsa
<b>ALFARO FRANCISCO</b>					<b>DIGIGLIO ANDREA</b>					<b>PEDEFERRI DAVIDE</b>				
12	1:19.613	2.839	1	1:27.807	17	1:22.544	2.949	1	1:49.344	15	1:21.191	2.263	1	1:25.155
12	1:22.759	5.985	2	2:50.566	17	<b>1:19.595</b>		2	3:08.939	15	<b>1:18.928</b>		2	2:44.083
12	1:35.315	18.541	3	4:25.881	17	1:24.104	4.509	3	4:33.043	15	1:18.974	0.046	3	4:03.057
12	<b>1:16.774</b>		4	5:42.655	17	1:20.920	1.325	4	5:53.963	15	1:19.047	0.119	4	5:22.104
<b>BARTSCH MATT</b>					<b>FIORINI MIOTTI FILIPPO</b>					<b>PENTASSUGLIA ALESSANDRO</b>				
8	1:18.106	1.956	1	1:18.106	6	1:25.872	9.503	1	1:48.278	5	1:19.736	3.237	1	1:20.462
8	1:17.089	0.939	2	2:35.195	6	1:17.971	1.602	2	3:06.249	5	1:17.361	0.862	2	2:37.823
8	1:17.008	0.858	3	3:52.203	6	<b>1:16.369</b>		3	4:22.618	5	1:16.737	0.238	3	3:54.560
8	<b>1:16.150</b>		4	5:08.353	6	1:18.455	2.086	4	5:41.073	5	<b>1:16.499</b>		4	5:11.059
<b>CAJEUX PIERRE</b>					<b>GALLI FEDERICO</b>					<b>PULVINO KRISTIAN</b>				
20	1:20.650	3.749	1	1:41.639	9	1:19.176	1.737	1	1:38.768	11	1:24.106	2.511	1	1:45.478
20	<b>1:16.901</b>		2	2:58.540	9	1:17.590	0.151	2	2:56.358	11	<b>1:21.595</b>		2	3:07.073
20	1:18.036	1.135	3	4:16.576	9	1:19.217	1.778	3	4:15.575	11	4:32.568	3:10.973	3	7:39.641
20	1:17.986	1.085	4	5:34.562	9	<b>1:17.439</b>		4	5:33.014	11				
<b>CALVA PAOLO</b>					<b>GARGIULO SEBASTIANO</b>					<b>RICCARDI DAVIDE</b>				
2	1:19.898	3.077	1	1:36.044	7	1:24.094	1.535	1	1:31.905	10	1:18.721	2.134	1	1:21.532
2	1:19.317	2.496	2	2:55.361	7	1:24.135	1.576	2	2:56.040	10	1:18.546	1.959	2	2:40.078
2	1:16.845	0.024	3	4:12.206	7	1:24.123	1.564	3	4:20.163	10	1:17.859	1.272	3	3:57.937
2	<b>1:16.821</b>		4	5:29.027	7	<b>1:22.559</b>		4	5:42.722	10	<b>1:16.587</b>		4	5:14.524
<b>CAZZATO RICCARDO</b>					<b>ISLIC NAHUEL</b>					<b>RINALDI MATTIA</b>				
3	1:50.047	29.455	1	2:14.896	24	1:23.964	5.355	1	1:49.594	23	1:24.793	2.512	1	1:44.721
3	1:20.759	0.167	2	3:35.655	24	1:20.073	1.464	2	3:09.667	23	1:24.005	1.724	2	3:08.726
3	<b>1:20.592</b>		3	4:56.247	24	<b>1:18.609</b>		3	4:28.276	23	<b>1:22.281</b>		3	4:31.007
3	1:40.321	19.729	4	6:36.568	24	1:19.195	0.586	4	5:47.471	23	1:25.738	3.457	4	5:56.745
<b>CIONI LORENZO</b>					<b>LANDOLFI GIOVANNI</b>					<b>RIVADOSSI LEONARDO</b>				
19	1:20.860	3.161	1	1:25.850	1	1:22.110	5.144	1	1:29.017	4	1:18.150	2.183	1	1:22.269
19	1:20.942	3.243	2	2:46.792	1	1:18.252	1.286	2	2:47.269	4	1:17.371	1.404	2	2:39.640
19	1:19.161	1.462	3	4:05.953	1	1:20.613	3.647	3	4:07.882	4	1:16.656	0.689	3	3:56.296
19	<b>1:17.699</b>		4	5:23.652	1	<b>1:16.966</b>		4	5:24.848	4	<b>1:15.967</b>		4	5:12.263
<b>DE FABRITIIS EDUARDO</b>					<b>MACCAGNI ELIOTT</b>					<b>SCHENA STEFANO</b>				
14	1:21.131	3.859	1	1:37.990	25	1:18.157	1.844	1	1:19.828	13	1:24.693	8.110	1	1:33.696
14	1:18.886	1.614	2	2:56.876	25	<b>1:16.313</b>		2	2:36.141	13	1:27.095	10.512	2	3:00.791
14	1:18.389	1.117	3	4:15.265	25	1:17.243	0.930	3	3:53.384	13	1:18.489	1.906	3	4:19.280
14	<b>1:17.272</b>		4	5:32.537	25	2:24.265	1:07.952	4	6:17.649	13	<b>1:16.583</b>		4	5:35.863
<b>DI GIOVANNI RICCARDO</b>					<b>MADER THIERRY</b>					<b>SERAFINI NICOLAS</b>				
26	1:20.725	2.388	1	1:34.176	21	1:18.989	1.781	1	1:28.056	16	1:19.673	4.396	1	1:45.094
26	1:27.912	9.575	2	3:02.088	21	1:18.302	1.094	2	2:46.358	16	1:17.258	1.981	2	3:02.352
26	1:20.012	1.675	3	4:22.100	21	<b>1:17.208</b>		3	4:03.566	16	1:40.043	24.766	3	4:42.395
26	<b>1:18.337</b>		4	5:40.437	21	1:17.478	0.270	4	5:21.044	16	<b>1:15.277</b>		4	5:57.672